

# best in test.

For adding something on top in Egypt and reaching an overall score of 404 dots in fixed broadband benchmarking survey we proudly award this certificate to

## Vodafone Egypt

Score 404 out of 1000



Hakan Ekmen  
Global Networks Lead, Comms Industry




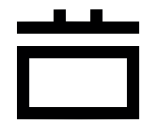



# Report facts

umlaut tested and measured the performance of fixed broadband services in Egypt. Focusing on the real user experience, we tested the categories Download Speed, Upload Speed, Latency and Stability.

For this report crowdsourced performance data has been collected and evaluated in 24 weeks from CW46 2023 until CW17 2024. We collected 80.7 million samples from 155.918 lines.

 **80.7 million**  
samples


 **CW46 2023**  
**to CW17 2024**  
measurement  
window


 **155.918**  
number of lines



# Claims



 **Best in test**  
Vodafone

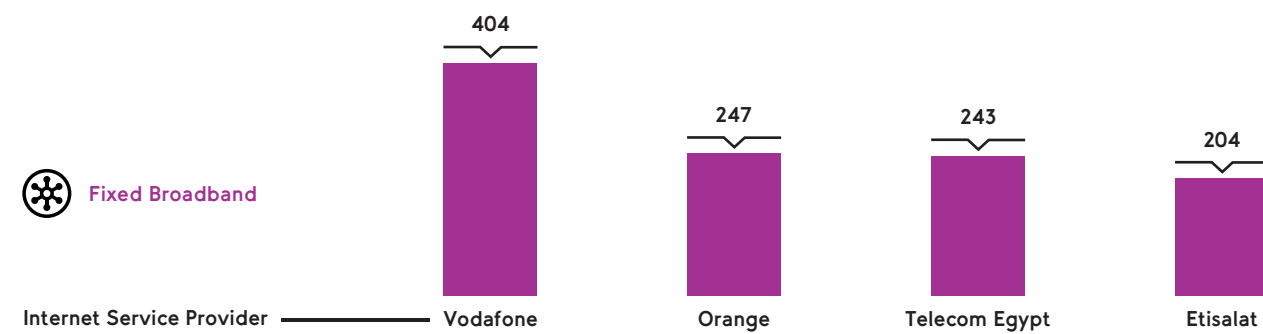
 **Best rated latency**  
Vodafone



# Score and breakdown

Vodafone achieved the highest overall score among competitors with 404 dots out of 1000.

Total Score  
1000 Dots



Score achieved by the networks under test.

→ Shown total scores are rounded.



Service	max.	Vodafone	Orange	Telecom Egypt	Etisalat
Download Speed Active	450	120	93	129	84
Download Speed Passive	250	77	81	69	66
Latency	250	164	29	2	14
Stability	50	43	44	43	40



# KPI overview

## Speed, Latency and Stability

Download Speed KPIs		Unit	Vodafone	Orange	Telecom Egypt	Etisalat
Download Speed Active	AVG Datarate	[Mbit/s]	21.5	17.0	19.5	15.4
	P10 Datarate	[Mbit/s]	4.8	4.0	5.2	3.6
	P90 Datarate	[Mbit/s]	38.6	29.8	31.3	29.0
Download Speed Passive	UHD Video class	[%]	31.2	24.6	32.1	21.9
	Highspeed class	[%]	10.6	13.1	13.0	19.4
Upload Speed KPIs						
Upload Speed Active	AVG Datarate	[Mbit/s]	4.8	5.9	5.1	4.1
	P10 Datarate	[Mbit/s]	1.1	1.0	1.1	1.0
	P90 Datarate	[Mbit/s]	7.3	13.1	9.1	8.0
Upload Speed Passive	HD Video class	[%]	39.3	33.8	26.5	28.3
	UHD Video class	[%]	24.6	28.3	25.4	28.2
Latency KPIs						
Latency	Gaming class	[%]	82.2	61.0	35.5	45.9
	Egoshooter class	[%]	58.9	20.8	2.3	15.6
	Egoshooter class 10ms	[%]	29.7	7.7	1.9	6.3
Stability KPIs						
Stability	Transaction success	[%]	95.7	96.1	95.7	94.2

Measurement values achieved by the ISPs under test.



# Methodology

As the de-facto industry standard, umlaut's benchmarking methodology focuses on customer-perceived network quality and covers a wide range of mobile and fixed broadband services.

For the collection of crowd-data used for this certification report, we have integrated a background diagnosis processes into thousands of diverse Android apps. If one of these applications is installed on the end-user's phone, data collection takes place 24/7, 365 days a year. We focus on the user experience. Our data collection is compliant with the GDPR, since we do not include any personal user data. This unique crowdsourcing technology allows us to collect data about real-world experience wherever and whenever customers use their smartphones to consume data services or place phone calls.

The umlaut benchmarking framework is based on a unified measurement method for true international comparability combined with the umlaut-Score approach. Our top priority is to fairly and transparently assess the global development of networks, push their quality and performance with our benchmarks and ultimately achieve improvements for every customer.



**umlaut – Part of Accenture**

umlaut communications GmbH

Am Kraftversorgungsturm 3 · 52070 Aachen · Germany

Hakan Ekmen · Global Networks Lead, Comms Industry

cell +49 151 571 33 235 · hakan.ekmen@accenture.com

[www.umlaut.com](http://www.umlaut.com)