

best in test.

For adding something on top in Egypt and reaching an overall score of 466 dots in fixed broadband benchmarking survey we proudly award this certificate to

Vodafone Egypt

Score 466 out of 1000

Reliability score 330 out of 600

Crescenzo Micheli

Crescenzo Micheli
Global Network Benchmarking Lead







Report facts

umlaut tested and measured the performance of fixed broadband services in Egypt. Focusing on the real user experience, we tested the categories Geo Availability, Download Speed, Upload Speed, Latency and Stability.

 **92.3 million**
Samples


 **428,317**
Number of lines


For this report crowdsourced performance data has been collected and evaluated in 24 weeks from CW48 2025 until CW19 2026. We collected over 92.3 million samples from 428,317 lines.

 **CW48 2025 to CW19 2026**
Measurement window

Claims



 **Best in test**
Vodafone Egypt

 **Best rated user download speed**
Vodafone Egypt

 **Best rated latency**
Vodafone Egypt

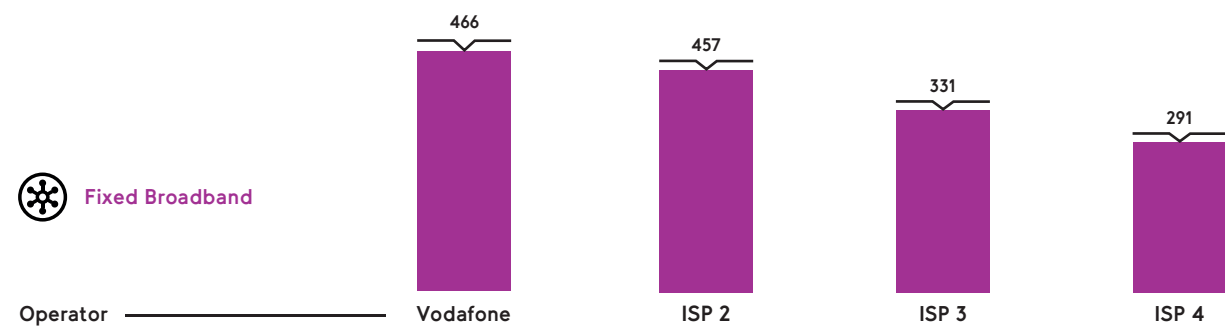
 **Best in Reliability**
Vodafone Egypt



Score and breakdown

Vodafone Egypt achieved the highest overall score among competitors with 466 dots out of 1000.

Total Score
1000 Dots



Score achieved by the networks under test.

→ Shown total scores are rounded.



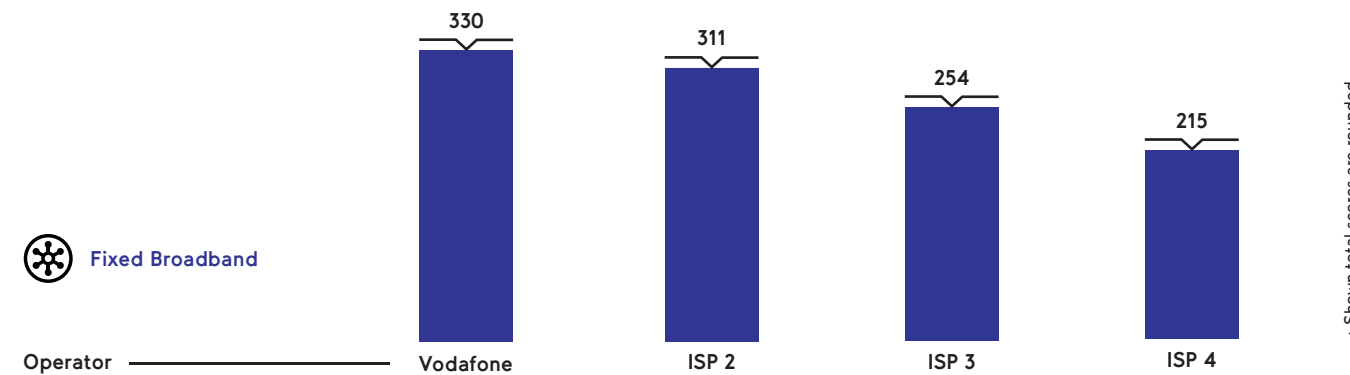
Service	max.	Vodafone	ISP 2	ISP 3	ISP 4
Geo Availability	100	22	23	17	18
Download Speed	400	162	152	128	129
Upload Speed	220	70	75	51	54
Latency	230	166	160	89	45
Stability	50	46	46	45	45
Total	1000	466	457	331	291

Shown scores are rounded.



Reliability

Total Score
600 Dots



Fixed Broadband

→ Shown total scores are rounded.

	Service group	Max.	Vodafone	ISP 2	ISP 3	ISP 4
Reliability	Geo Availability	60	18	20	14	16
	Download Speed	240	134	127	108	107
	Upload Speed	132	42	37	26	28
	Latency	138	109	100	79	37
	Stability	30	27	27	27	27
Grand Total		600	330	311	254	215

Score achievement in school grades:
outstanding (95%), very good (85% and <95%), good (75% and 85%), satisfactory (65% and <75%), sufficient (55% and <65%).



Methodology



As the de-facto industry standard, umlaut's benchmarking methodology focuses on customer-perceived network quality and covers a wide range of mobile and fixed broadband services.

For the collection of crowd-data used for this certification report, we have integrated a background diagnosis processes into thousands of diverse Android apps. If one of these applications is installed on the end-user's phone, data collection takes place 24/7, 365 days a year. We focus on the user experience. Our data collection is compliant with the GDPR, since we do not include any personal user data. This unique crowdsourcing technology allows us to collect data about real-world experience wherever and whenever customers use their smartphones to consume data services or place phone calls.

The umlaut benchmarking framework is based on a unified measurement method for true international comparability combined with the umlaut-Score approach. Our top priority is to fairly and transparently assess the global development of networks, push their quality and performance with our benchmarks and ultimately achieve improvements for every customer.



umlaut
umlaut communications GmbH
Am Kraftversorgungsturm 3 · 52070 Aachen · Germany

www.umlaut.com/benchmarking