

best in test.

For adding something on top in Egypt and reaching an overall score of 731 dots in mobile network benchmarking survey we proudly award this certificate to

Vodafone Egypt

Score 731 out of 1000

Reliability score 438 out of 600


Crescenzo Micheli

Crescenzo Micheli
Global Network Benchmarking Lead







Report facts

 **2.35 billion**
Samples

 **24 weeks,
W48 2025
to W19 2026**
Data collection
time period

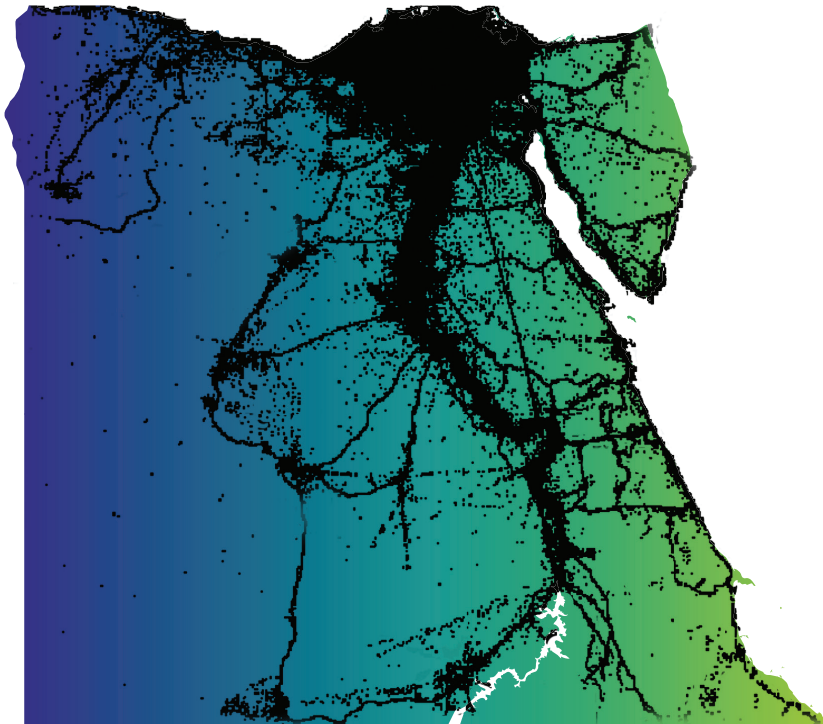
 **466 thousand overall
providing samples**
Users

 **99.5 %**
of the 'Built-up area'
covered
99.9 %
of the 'Population area'
covered





Testing area



99.5%
of the 'Built-up area'
covered




99.9%
of the 'Population area'
covered



166,256 km²
Size of tested area




Best rated latency
Vodafone Egypt



Best in test
Vodafone Egypt




Best in voice
Vodafone Egypt



Best rated broad-band coverage
Vodafone Egypt



Best rated stability
Vodafone Egypt



Best rated user download speed
Vodafone Egypt



Best in Reliability
Vodafone Egypt



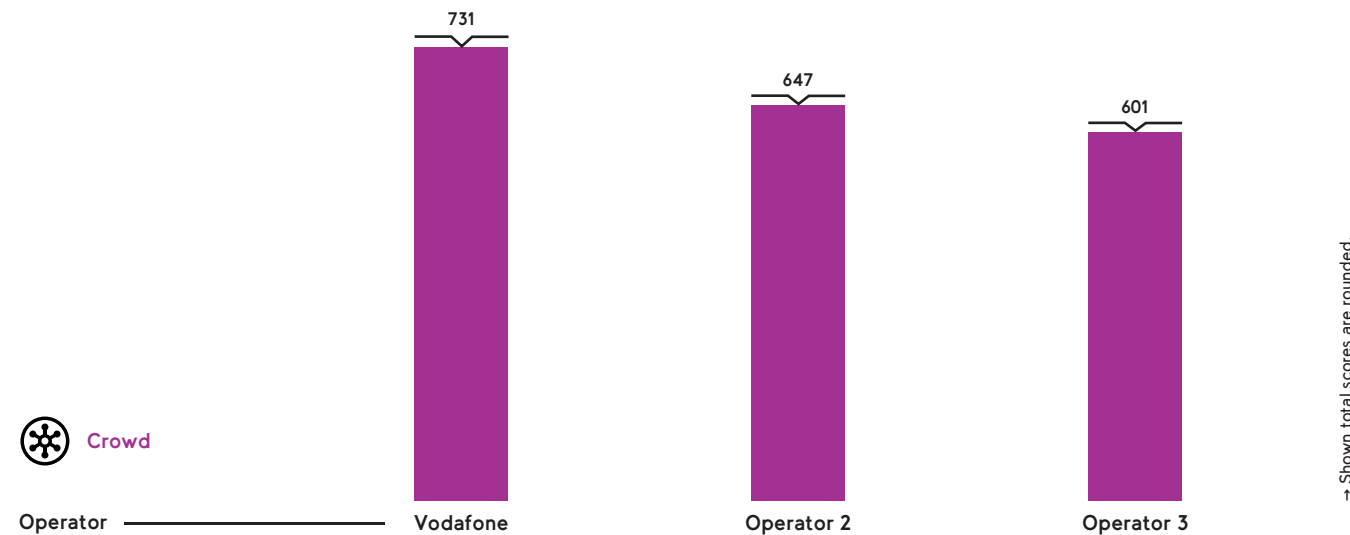
Best rated upload speed active
Vodafone Egypt



Score and breakdown

Vodafone Egypt achieved the highest overall score among competitors with 731 dots out of 1000.

Total Score
1000 Dots



Operator _____ Vodafone Operator 2 Operator 3

Score achieved by the networks under test.

→ Shown total scores are rounded.



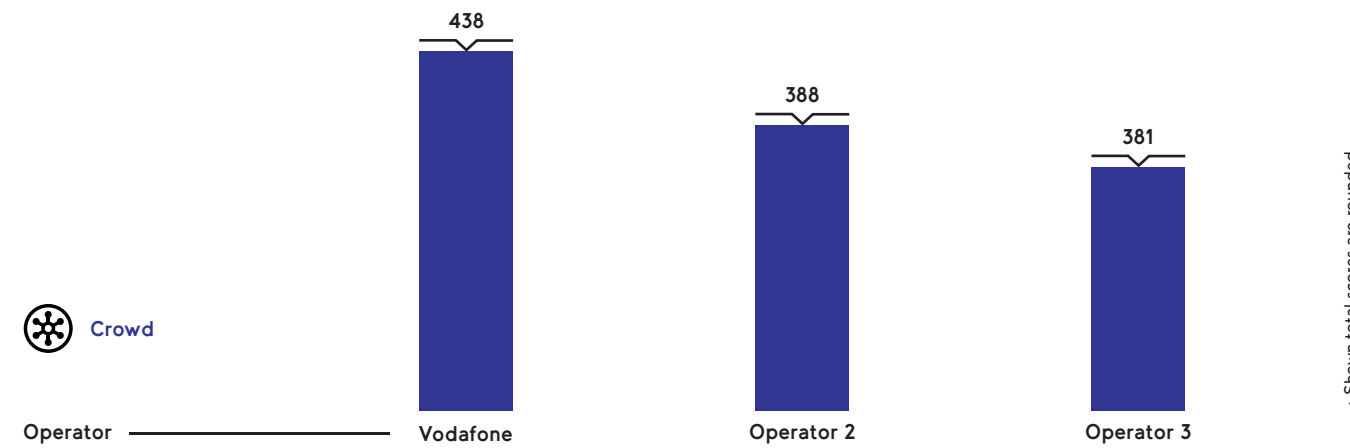
Category	max.	Vodafone	Operator 2	Operator 3
Broadband Coverage	400	357	296	338
Download Speed	150	97	96	82
Upload Speed	150	91	81	64
Latency	200	103	102	39
Voice	40	32	25	30
Stability	60	51	47	48
Total	1000	731	647	601

Shown scores are rounded.



Reliability

Total Score
600 Dots



→ Shown total scores are rounded.

Service group	Max.	Vodafone	Operator 2	Operator 3
Reliability	600	73%	65%	63%
Grand Total		438	388	381

Score achievement in school grades:
outstanding (95%), very good (85% and <95%), good (75% and 85%), satisfactory (65% and <75%), sufficient (55% and <65%).



Methodology



As the de-facto industry standard, umlaut's benchmarking methodology focuses on customer-perceived network quality and covers a wide range of mobile and fixed broadband services.

For the collection of crowd-data used for this certification report, we have integrated a background diagnosis processes into thousands of diverse Android apps. If one of these applications is installed on the end-user's phone, data collection takes place 24/7, 365 days a year. We focus on the user experience. Our data collection is compliant with the GDPR, since we do not include any personal user data. This unique crowdsourcing technology allows us to collect data about real-world experience wherever and whenever customers use their smartphones to consume data services or place phone calls.

The umlaut benchmarking framework is based on a unified measurement method for true international comparability combined with the umlaut-Score approach. Our top priority is to fairly and transparently assess the global development of networks, push their quality and performance with our benchmarks and ultimately achieve improvements for every customer.



umlaut
umlaut communications GmbH
Am Kraftversorgungsturm 3 · 52070 Aachen · Germany

www.umlaut.com/benchmarking